

HIOKI

2002

New

3660 LAN CABLE HiTESTER

Field measuring instruments



Actual-size



For a Perfect Network




ISO14001
JQA-E-90091



<http://www.hioki.co.jp/>

HIOKI company overview, new products, environmental considerations and other information are available on our website.



Features

□ Simple operation

Simple checks can be made by pressing three operation keys.

□ Large LCD shows the wiring status

Can simultaneously display the results of the WireMap check for incorrect connections, wire breaks and short circuits, along with the results of the cable length check that indicates the location of the wire break or short circuit, giving you an accurate understanding of the wiring status.

WireMap & Cable Length Check

Test example with normal wiring (cable length: approx. 20 m)

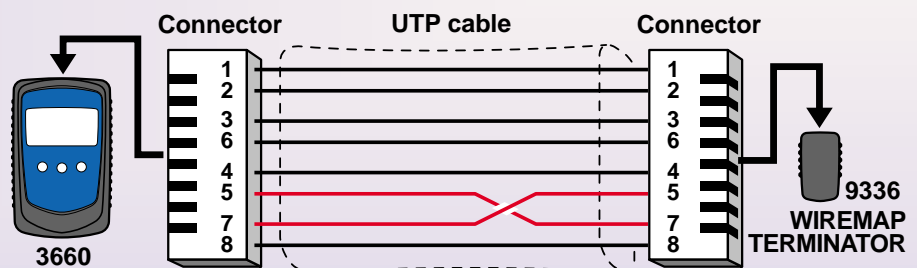
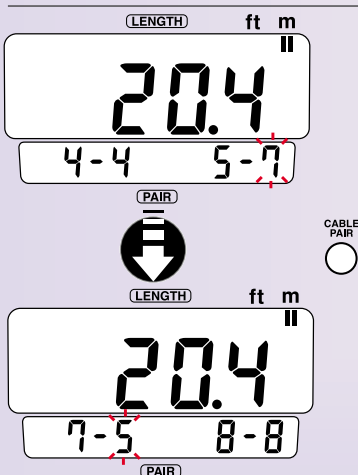


Connect the 9336 WIREMAP TERMINATOR that is provided with the 3660 to the near and far ends of the cable and then press the TEST key. The results are displayed on the LCD. To display the connection status and cable length for different pairs, press the CABLE PAIR key.

A condition for measurement is that of the eight wires in the UTP cable, at least three must be connected to the near and far connectors and at least two must be wired correctly.

When No. 5 and No. 7 are wired incorrectly


The information on the incorrectly wired cable pair flashes.



Install UTP Cables Properly

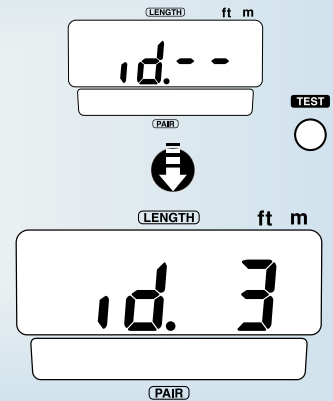
Direction Check

This check is useful for cable identification when using multiple cables.



Connect the optional 9337 DIRECTION TERMINATOR, which has a unique ID number, to the far end of the cable and then press the TEST key on the 3660. The unit identifies the cable to which the terminator is connected by displaying the ID number. This test is useful for identifying which cable is connected to which modular jack installed in a wall.

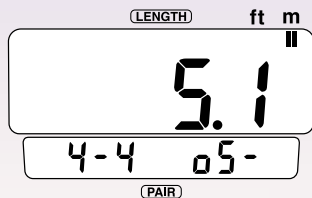
Requires the optional 9337 DIRECTION TERMINATOR



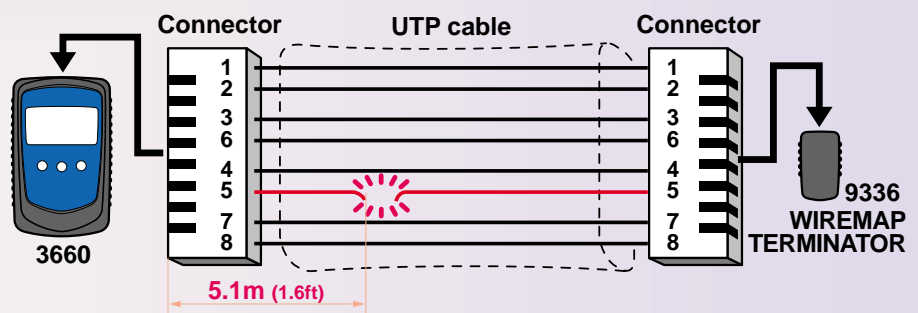
WireMap & Cable Length Check

When line 5 has a break in the middle

The number of the open pin and the length of the cable, starting from the 3660, are displayed.

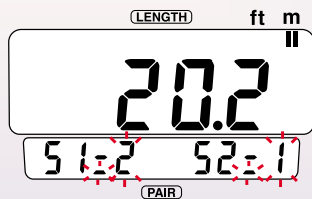


The cable length measurement function for each pair accurately shows the position of the break in the cable, which helps in troubleshooting.

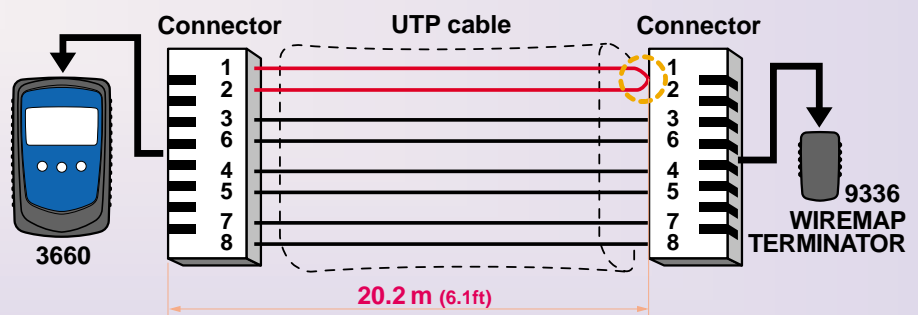


When line 1 and line 2 are shorted

The information on the pair that is shorted and the length of the cable, starting from the 3660, are displayed.



Because the cable length can be displayed even if there is a short, it is easy to accurately determine where the short exists and to begin making repairs.



The cable length measurement range is 2 to 300 meters. "Err" is displayed if the length is outside of this range

■ Specifications

Measurable cable	: UTP cable: Characteristic impedance 100 Ω, CAT 3, 4, 5, 5e
Measurable connector	: RJ-45 connector
Measurement item	
<< WireMap >>	: Can check wiring status using the 9336 WIREMAP TERMINATOR Error detection: Open, short, other wiring errors (Split pairs cannot be detected.)
<<Cable length>>	: Measured length: 2 to 300m when results are displayed in feet: 6.6 to 984 ft Measurement accuracy: ±(15% rdg. + 1 m) when results are displayed in feet: ± (15% rdg. + 3.3 ft) Display resolution: 0.1 m when results are displayed in feet: 0.3 ft
<<Direction>>	: Can identify five cables using the optional 9337 DIRECTION TERMINATOR
Display	: LCD
Ancillary functions	: Power saving mode: Power saving mode after measurement operation, recovery from power saving mode when measurement operation was initiated by pressing the TEST key Battery check: Battery indicator appears when batteries are nearly exhausted.
Applicable standards	: Safety: EN61010-1:1993+A2:1995 EMC : EN61326-1:1997+A1:1998
Allowable input	: 3.5 V peak (between pins of the RJ-45 connector on the 3660)
Ambient temperature of use	: 0°C to 40°C, 80%rh or less, no condensation
Storage temperature	: -10°C to 50°C, 80%rh or less, no condensation
Power supply	: LR6(AA) alkaline battery×1
Maximum rated power	: 1.6 VA
Operating time	: Approx. 250 hours (when measuring once per minute)
Dimensions and mass	: Approx. 98 W ×160 H × 38 D mm, Approx. 290g (Approx. 3.86"(W)6.30"(H)1.50"(D), Approx. 10.3 oz.)

3660 LAN CABLE HiTESTER

Includes 9336 WIREMAP TERMINATOR, 3853 CARRYING CASE

The optional 9337 DIRECTION TERMINATOR is required in order to perform the direction check for identifying cables and their destinations. Purchase 9628 LAN CABLE when necessary.



**9336
WIREMAP TERMINATOR**



**3853
CARRYING CASE**

Options



**9337
DIRECTION TERMINATOR**
(5 sets)



**9350
CARRYING CASE**
(For 3660, 9336, 9337 and 9628)



**9628
LAN CABLE**
(RJ-45 connector,
Cord length approx. 1 m)

HIOKI

HIOKI E. E. CORPORATION

HEAD OFFICE :

81 Koizumi, Ueda, Nagano, 386-1192, Japan
TEL +81-268-28-0562 / FAX +81-268-28-0568
E-mail: os-com@hioki.co.jp

HIOKI USA CORPORATION :

6 Corporate Drive, Cranbury, NJ 08512 USA
TEL +1-609-409-9109 / FAX +1-609-409-9108
E-mail: hioki@hiokiusa.com

Europe Representative Office :

Meinekestrasse 48, 40474 Dusseldorf, Germany
TEL / FAX +49-211-4544153
E-mail: hioki-eu@doitsu.de

Shanghai Representative Office :

1108 Union Building, 100 Yan An Road (East),
Shanghai, 200002, P.R.China
TEL +86-21-6328-9947/4938
FAX +86-21-6328-2064
E-mail: hioki-sh@sh.cngb.com

DISTRIBUTED BY